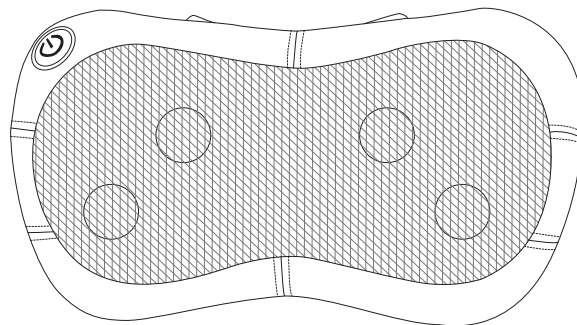


Please keep this manual for future reference.



## SHIATSU MASSAGER WITH HEAT

### User Manual



Infinity Massage Chairs  
72 Stard Road  
Seabrook, NH 03874  
603-910-5000

[www.infinitymassagechairs.com](http://www.infinitymassagechairs.com)

Thank you for choosing the Infinity Shiatsu Massager with Heat. Please read the User Manual carefully before using the massager. Keep this booklet in a safe place for future reference.

### **IMPORTANT SAFETY WARNINGS:**

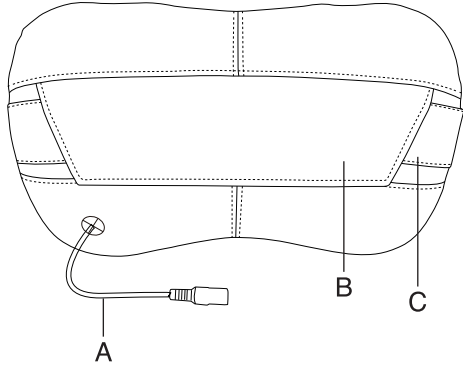
- Please use this product in accordance with the guidelines of this manual.
- Do not allow any foreign objects to enter the clearance between the massage head and casing.
- To prevent short-circuiting, avoid getting the massager wet. Avoid contact with liquids/ water.
- If the main cable or plug is damaged, do not turn on the massager or attempt to repair the plug. Please contact Infinity for troubleshooting instructions.
- Disconnect the product from the power supply after use and before cleaning to avoid electrical injury.
- Children and disabled individuals should be supervised while using this product.
- Do not attach anything else to the massager during use.
- Do not place heavy objects on massager when not in use.
- Do not use this product within one hour after eating.
- Do not use this product immediately after there has been a sharp change in the environmental temperature.
- Do not use this product in a dusty or corrosive environment.
- Do not cover the massager with a blanket or pillow during use.
- Do not fall asleep while using this product.
- Do not use product on pets.

### **The following people should consult their doctor prior to using this massager:**

- People with contagious skin conditions.
- People with osteoporosis or other bone and muscle conditions.
- People with heart disease and/or people with electrical medical instruments such as pacemakers.
- People with high fevers.
- Women who are pregnant.
- People with injuries or recovering from injuries.
- The massager has a heated surface. Those sensitive to heat should use this massager with caution.

## MASSAGER OPERATION

BACK OF MASSAGER



### A. Power Cord

- Plug the AC Adapter into the DC cord end. Then, plug the power cord into an electrical outlet.
- Unplug the massager when not in use.
- **Note:** This cord has a click-connect break away power connection to prevent damage. In case it is accidentally pulled out, the AC adapter will simply disconnect from the DC adapter.

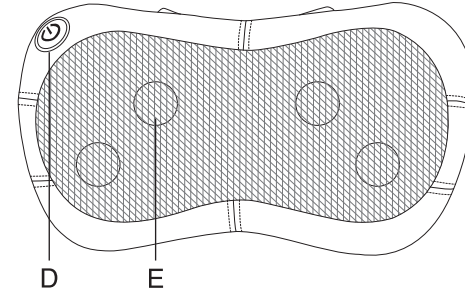
### B. Strap Cover

- Lift this flap to access the elastic chair strap.
- When massage is complete, place the strap back under the cover.

### C. Chair Strap

- Secure the massager to the back of your chair with this elastic strap.

FRONT OF MASSAGER



### D. Power/ Heat Button

- Press the Power button once to turn the massager and heat on. The massage nodes will move in a forward/ reverse direction.
- Press the Power button again to turn the heat off. The massage nodes will continue working in a forward/ reverse direction.
- Press the Power button once more to turn the massager off.

### Massage Session Time & Auto Shut-off

- The massager will automatically shut off after 20 minutes of continuous use.
- Allow the massager to cool down for 40 minutes before using again. This will prolong the life of the massager.

## MAINTENANCE

### A. Storage

- When not using the massager, store it back in the box and place it in a dry, well-ventilated, cool area.
- Do not twist wires.
- Avoid sharp objects to prevent scratching surface of the product.
- Keep out of direct sunlight and high temperatures.

### B. Cleaning

- Unplug power cord before cleaning.
- Use a dry cloth only to spot clean the surface of the product. Avoid direct contact with water.
- Do not use corrosive cleaners such as benzene or bleach products.

### C. Maintenance

- Keep the product clean and away from moisture.
- Cover up the product when not in use to avoid dust.



**Warning:** This product has an internal temperature protection device. When the safe temperature or safe heat use duration is exceeded, the heat will be turned off automatically. Please unplug the power to allow machine to cool after use.

### Infinity Technical Support

If you have any questions about maintenance or are experience technical difficulties with your massager, please contact Infinity's technical support team at 603-910-5000 for assistance.

## TROUBLESHOOTING

Problem	Possible Cause	Possible Solution
Massager not responding	No power	Check power supply
Massager suddenly stops operating	No power	Check power supply
	Massager in-use for more than 20 minutes	Turn off massager to allow for cool-down period. Restart it using Power button.
	Overheating due to overuse	Turn off massager to allow for cool-down period. Restart it using Power button.

## SPECIFICATIONS

<b>Model</b>	SHIATSU MASSAGER WITH HEAT
<b>Dimensions</b>	12.75" x 7" x 5" (L x W x H)
<b>Weight</b>	2.98 lbs
<b>Rated Voltage</b>	DC 12V 2A
<b>Rated Power</b>	24W
<b>Rated Duration</b>	20 Minutes